

# Presenting the series for kindergarten children

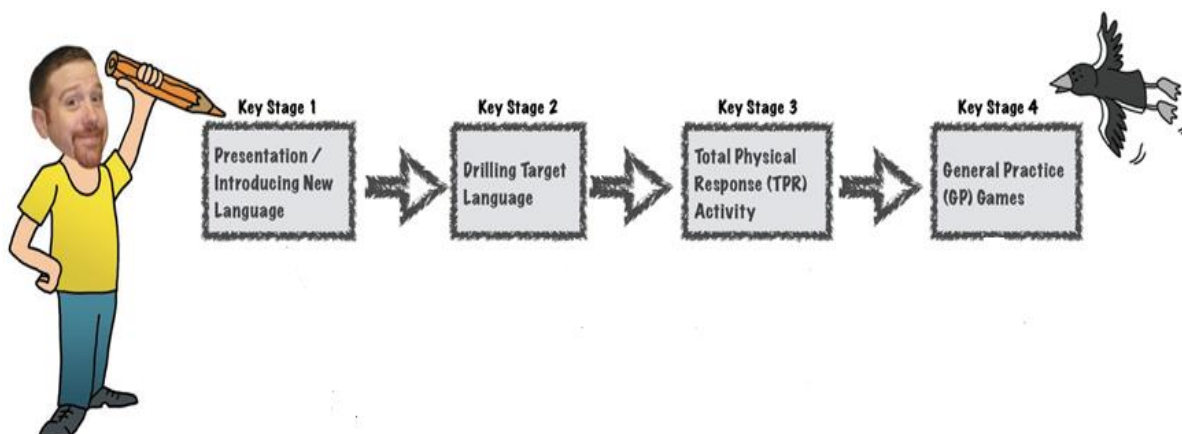
(Wow!Yellow, Wow!Blue, Wow!Red)



The kindergarten series is recommended for children aged from **3 to 6 years of age**.

## The Wow! method:

- Is based on the communicative method and imitates the way in which you naturally master your own native language.
- We favour communication in the target language only (the use of language hooks such as a human face or glove puppet). Native speaker of English Steve helps with pronunciation.
- Activities of varying energy levels continually interchange during lessons (effectiveness, keeping attention, motivation, etc.).
- Pupils pass through a natural learning process with the help of the teacher according to the Wow! method as follows:



- The Wow! method is the same for all colours of Wow! materials (Wow!Yellow, Wow!Blue, Wow!Red, Wow!Green, Wow!Orange, Wow!Bronze, Wow!Silver, and Wow!Gold), but at the same time responds brilliantly to the needs of individual age categories.
- The Wow!Green and Wow!Orange series, for early primary children, follows on smoothly from the series for kindergarten children (Wow!Yellow, Wow!Blue, Wow!Red) in terms of its graphic design and methodology. A fun, beautifully-coloured workbook motivates children to work with it. You can see in all three colours that the tasks become more and more complex, that the size of the pictures changes with the age and the psychomotor development of the children.

## What makes Wow! materials so unique?

- They employ a unique, highly-motivational, and consequently highly-effective method of bringing new vocabulary and grammar to pupils.
- Lexical areas (vocabulary and grammar structures) are introduced within the context of situations involving native speaker of English and teacher in one Steve Watts and are immediately practised thereafter in simple grammar structures (It's a..., There is a ..., I like ...). Songs always reproduce the vocabulary (3 or 4 units).

## What does this mean for me as a kindergarten teacher?

- You have a native speaker at hand in every single lesson.
- You need not worry about your own level of English. Even as a teacher not having majored in English you can help children learn English in a fun way. The teacher is their guide to the world of English.
- What is more, Wow! materials really do have it all. Each course contains the following:
  - o video stories, video songs, and audio songs (online); a voucher with a unique code means that videos are available online at a secured website and in a mobile application;
  - o a colourful Workbook;
  - o a Teacher's Book with sample lesson plans;
  - o Flashcards;
  - o a Teaching Manual;
  - o a Game Bank – printed and online in the form of videos from lessons at primary school and kindergarten classes;
  - o a Maggie glove puppet, the ideal "middle man" (or bird ☺) to get children speaking;
  - o a Progress Poster that allows you to see how your class is progressing;
  - o technical and methodological support at the **Wow!Academy** portal, where you will find various courses, additional materials (black-and white photocopiable materials, tests, a Songbook, etc.), and other extra lessons (Halloween Lesson, Christmas Lesson, Easter Lesson, etc.).

## Now let's look at individual parts of the method. Wow!Yellow – Wow!Red:



### 1. Topics and characters:

- Pupils and teachers are accompanied in all Wow! materials by native speaker and teacher in one Steve Watts.
- The topics that appear in courses for pre-school children are right for the age and psychomotor skills and abilities of the children, based on neurolinguistics studies.
- Given the age of the pupils, naughty magpie Maggie and Aunt Agatha (a pantomime dame) have been chosen to partner Steve. Just as in the follow-up materials for early school education, here too there are amusing situations that Steve often finds himself in thanks to Maggie and her magic powers.



## 2. Videos and running/follow-up activities in the Workbook

- Videos are available online at the MyWow! site or offline in the MyWow! mobile application.
- There are 2 video stories in each unit. You can use these either to introduce and drill/practise language or to revise language structures. There are also 2 video songs to drill new language in a fun way.
- Follow-up activities take the form of different types of tasks; you can use them in class or assign them as part of the children's homework.

COURSE	Week 1	Week 2	Week 3	Week 4
		Lesson A: Input Lesson Lesson B: TPR Review L.	Lesson A: Input Lesson Lesson B: TPR Review L.	Lesson A: Vocalisation L. Lesson B: Practice Lesson
	<b>3 words</b> and a simple grammatical structure	<b>3 words</b> and a simple grammatical structure	Total: <b>6 words</b> and a simple grammatical structure	Total: <b>6 words</b> and a simple grammatical structure
	<b>4 words</b> and a simple grammatical structure	<b>4 words</b> and a simple grammatical structure	Total: <b>8 words</b> and a simple grammatical structure	Total: <b>8 words</b> and a simple grammatical structure


## 3. Workbook

- A colourful workbook with atypical "landscape" format and one worksheet for each week of teaching. The worksheet is a supplement to the lesson and is used to consolidate language and for motivation.
- Instructions in English are found on the black-and-white reverse side. If you don't have the time or opportunity to read the whole assignment, it is enough to read the highlighted text.
- Most of the lesson is dedicated to communicative educational games and activities, listening comprehension, and practising the use of the language in specific situations.

## 4. Picture dictionary


- There is a picture dictionary at the beginning of each video story.
- The pupils see and hear the words in the video in a general picture that captures the situation (context), with intensive drilling, and in the Workbook when completing tasks.

Example of the picture dictionary (Wow!Yellow):



Introduction of vocabulary at the beginning of the video story. Follow-up task in the Workbook.

Example of the picture dictionary (Wow!Red):



Highlighted parts of the body at the beginning of the video story. Follow-up task in the Workbook.

## 5. New grammatical structures


- Presented and practised in a story (always in context) and repeated in a song (video and audio).
- The emphasis is on presenting and practising in specific situations.
- There is then speaking practice (drilling) in the activities that follow, when the children digest the sentence structure.

## 6. Tasks in the Workbook


- All exercises and tasks are in line with the psychomotor skills and abilities of the relevant age category.
- Such activities include colouring, matching-up, finishing the picture, putting into logical order according to the example, simple arithmetic, and later cutting out and sticking.

Wow!Yellow:

Example of colouring pictures:  
example:

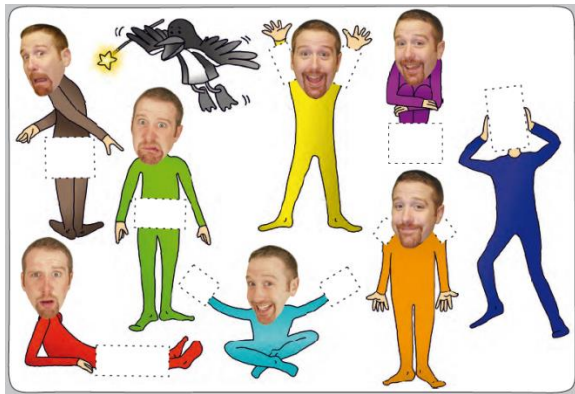


Example of finishing the picture in line with the




Wow!Blue:

Example of finishing the picture:  
(comparison):




Example of matching to the description



Wow!Red:

Example of colouring-in connected to simple arithmetic: Example of matching up:

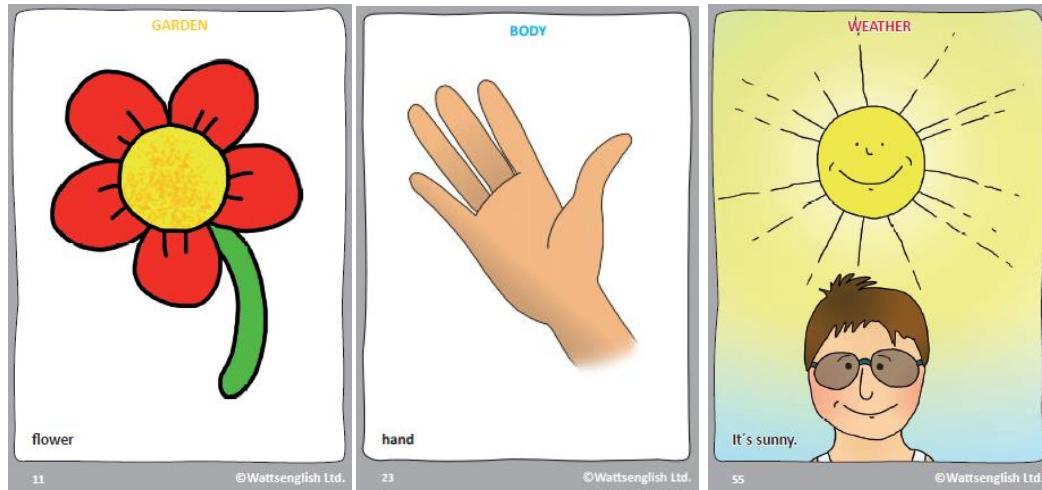


**7. Homework (optional)**

- The aim of the task is to watch a video again at home to ensure active contact with the target language.

## 8. Flashcards

- Lexical structures are symbolically shown on beautifully-made flashcards to make it easier to learn the words or structures at issue.
- To ensure better orientation and organisation, the name of the chapter in the relevant colour of workbook (Yellow, Blue, Red) is written at the top of the cards and the name of the lexical structure at the bottom, to practise the skills required later to read and write in English (whole word recognition).
- Simpler lexical units (nouns and verbs) are depicted on flashcards, and idioms (the weather) in Wow!Red.



## 9. Maggie glove puppet

- For younger children, the presence of a glove puppet is of great benefit in building relationships in class, for motivation, and to keep order in class.
- Maggie is above all a methodical aid, a "language hook". She is the bearer of the target language (meaning English), helps the teacher in dialogues, helps the children switch to English (the teacher can use her to create the illusion of a purely English environment, something he/she would not be able to do on his/her own because the children know that he/she is Czech, Spanish, Italian, etc.). When Maggie is there, the children know that they have to speak English – otherwise she will not understand them.
- She is able to show the children the rules of a game or is an important ice-breaker (for introductory activities when the children don't know each other yet or when English is entirely new to them).
- She is not primarily a toy, but she can be used as a reward: if the children are active, they can put her on their hands and direct an activity they already know.
- What is important is that each and every teacher actually has Maggie with him/her, connecting the world of fantasy and online audio-visuals with the reality of the classroom.
- She is also the main protagonist in a great many activities; for example, the greetings game "Hello Maggie, bye bye Maggie", when the children fixate the structure of greetings. Other games and activities involving Maggie are found in our Game Bank.

